



# Letterboxer


**Letterboxing  
is like a real  
treasure  
hunt!**



**L**etterboxing is an amazing adventure game played by people all over the world. Use your curiosity and join in. To play, you follow clues to find a hidden box with special items inside. In North America, there are thousands of letterboxes. Maybe there's one hidden near you right now!

## Steps

1. Get started with letterboxing
2. Find your own stamp
3. Practice solving clues
4. Search for a letterbox
5. Make a letterbox




## Purpose

When I've earned this badge, I'll know how to have fun adventures by finding and hiding letterboxes.

## Your Letterboxing Tool Kit

Before you head out on your search, make sure you have:

- A notebook for collecting stamps (the smaller the better)
- Your own stamp (see step 2!)
- An ink pad
- A pen or pencil to leave a message beside your stamp
- A poncho or raincoat in case the weather turns bad
- A magnifying glass for looking up close
- A compass to find your way



STEP

# 1 Get started with letterboxing

Every step has three choices. Do ONE choice to complete each step. Inspired? Do more!

You are going on a special search in this badge—a search for a real-life hidden treasure. But you have to get ready before you go! Use one of these choices to help you.

### CHOICES – DO ONE:

**Make a letterboxing dictionary.** You—and your friends and family who come along—might not know much about letterboxing. With an adult, go online to find out about the special language of letterboxing. Write the meanings down so you remember them.

- hitchhiker
- parasite
- cuckoo clue
- microbox



OR

**Think of hiding places.** Find out about good places to hide letterboxes. Then draw a map of 10 great hiding spots in your area, or mark them on a map.

**FOR MORE FUN:** Look at where letterboxes are already hidden in your area. Did you think of the same places?

OR

**Practice your “seeking” skills.** Have your family or friends hide five or six objects around the house. Can you follow their clues to find the objects?

**FOR MORE FUN:** Race against a friend to find the objects first! Then switch places and hide objects for them to find.



## STEP 2 Find your own stamp



Stamps are an important part of letterboxing. You use your own stamp to mark a special book in the letterboxes you visit. And you mark your own notebook with a stamp from inside the box. Then you can show others where you have gone on your Brownie adventure! (The more letterboxes you find, the more stamps you'll have in your book.)

### CHOICES – DO ONE:


**Cut out your own stamp from craft foam.** Use foam that already has glue on the back and stick it to a jar lid or piece of wood to make your stamp sturdy. If it doesn't already have glue, with an adult's help, use spray glue. Then press your stamp onto an ink pad and test it.

OR

**Use a stamp-making kit from a craft store.** Some craft stores sell kits that include all the things you need to make a stamp. Add some personal style to the stamp to make it unique!

OR

**Choose a special stamp.** This could be a stamp you already have, or one you find with a family member at the store. Or you can borrow a stamp from a friend.



# STEP 3 Practice solving clues



Some letterbox clues tell you exactly where to go, like “go past the big tree” or “cross the stream.” And some are more mysterious—they are poems or riddles. Get better at solving clues by learning to write them! When you’ve made your clue, share it with Brownie friends so they can try to solve it.

## CHOICES – DO ONE:

- Create a fill-in-the-blank clue.** Write a hint, then replace a word with a blank. Then write a question that will help the letterbox seeker figure out the missing word.

**Example:** Look \_\_\_\_\_ the slide at the park.

**Question:** What is the opposite of *over*?

The seeker answers under, and the clue is done:

Look under the slide at the park.

- Create a scramble.** Scramble the letters of the words in each clue. For example, the last letter of every word could become the first.

**Example:** Kool rndeu eht elids ta eht karp = Look under the slide at the park.

- Create a number code clue.** Each number in the hint becomes a letter! Use the code in the box to the right to help you write and solve your clue. Each letter of the alphabet is a number.

### EXAMPLE

12, 15, 15, 11	LOOK
21, 14, 4, 5, 18	UNDER
20, 8, 5	THE
19, 12, 9, 4, 5	SLIDE
1, 20	AT
20, 8, 5	THE
16, 1, 18, 11	PARK



## SECRET

## CODE

A <u>1</u>	B <u>2</u>	C <u>3</u>	D <u>4</u>
E <u>5</u>	F <u>6</u>	G <u>7</u>	H <u>8</u>
I <u>9</u>	J <u>10</u>	K <u>11</u>	L <u>12</u>
M <u>13</u>	N <u>14</u>	O <u>15</u>	P <u>16</u>
Q <u>17</u>	R <u>18</u>	S <u>19</u>	T <u>20</u>
U <u>21</u>	V <u>22</u>	W <u>23</u>	X <u>24</u>
Y <u>25</u>		Z <u>26</u>	

20	15	16	14	5	4	18	1	7	5	8	20
18	5	4	14	21	11	15	15	12			

\*Clue: It's one of the three spots marked on the map



Read  
the code  
to find out  
where  
I hid my  
letterbox.\*

# Brownie Elf's Treasure Hunt

Draw a map of your own

## Grandma Elf's Letterboxing Tips

- Make sure you bring an adult on any letterboxing adventure.
- When you find a letterbox, open it where no one can see you. This way it will stay a secret for others to find, too.
- Follow the directions in the letterbox carefully.
- Return the box to the exact spot where you found it. Make sure it's well hidden!



## STEP 4 Search for a letterbox



Grab your gear and choose a letterbox to find. Make it a great adventure for you and your Brownie friends. You can hike, pack a picnic, and see new places! (Ask an adult to help you use an online letterboxing site for a list of active letterboxes near you.)

### CHOICES – DO ONE:

Go on a letterbox search using a compass. Search for a letterbox where you have to use a compass to find it.

OR

Go on an adventure in a new place. Go for a letterbox search in a place you've never been to before.

OR

Go on a letterbox search that involves a brain puzzle. Most letterboxes make the seekers figure out clues to get to the location. Are you up for the challenge?

**Tip:** Don't walk on top of plants or rip up the ground looking for your letterbox treasure. Respect nature while you search.

## Tips on Making and Hiding Your Letterbox

Choose a waterproof box, like a plastic freezer container. The smaller your box, the easier it is to hide!

Label your box and include information about what it is.



bank

factory

## STEP 5 Make a letterbox

Letterboxes aren't just for finding... someone has to hide them, too! Create your own letterbox for others to find. Ask an adult for help.

### CHOICES – DO ONE:

**Hide a letterbox in your yard.** The next time someone new is visiting, test their searching skills by asking them to find your letterbox. Make sure you write clues on how they can find it.

OR

**Hide a letterbox along a nearby trail.** With the help of an adult, post the letterbox clues to an online site so others can search for it.

FOR MORE FUN: Theme your clues around your favorite book.

OR

**Hide a letterbox using compass clues.** Post the letterbox to an online site so others can search for it.



**Decorate a log book** and put it in the box. Visitors will stamp your book with their own stamps when they find the letterbox. Keep the book dry in a resealable plastic bag.

**Put your stamp in the box**, also inside the plastic bag. Visitors will stamp their own notebooks with it.





**Find the hiding place first.** Then write the clue.

**Hide the box** in a place without a lot of people. Make it somewhere fun to visit!

**For More FUN:** Add paid-postage postcards to your letterbox. Visitors can send them to you so you know about their adventure.

Special thanks to the Law Girls of Colorado for sharing their Soaring Snake letterbox.





## Add the Badge to Your Journey

For step 5, celebrate the world of girls by hiding a letterbox especially for Brownie friends to find. Ask Brownie friends to hide a letterbox for you, too. Don't forget the clues!

### Now that I've earned this badge, I can give service by:

- Showing my friends how to write and follow good clues
- Teaching Daisies to find a letterbox
- Taking visiting relatives from out of town on a letterbox adventure



I'm inspired to: